

How to Guide-Learners

In this guide, we introduce the key features of the WorldSkills UK Skills Development Hub, which you can access [here](#)



Funded by




Department
for Education

1



The Skills
Development Hub
helps you to...



Develop your technical skills – level 2 by accessing **Pathways Developing Skills Excellence at Level 2.**

Develop your technical skills – level 3 by completing **Technical Masterclasses.**

Learn how to be more confident, resilient and efficient with a selection of **Mindset Masterclasses & Productivity Skills.**

Develop your employability skills with our **Professional Development resources.**



Email Address

Password

Show

☐ Remember Me

Log In

[Forgotten your password?](#)

New to the Skills Development Hub? [Create an account](#)

Registration

To register simply click on "[Create an account](#)" and complete our short registration form.

Please note: the registration is not immediate. Once you are approved, you will receive a notification email from the WorldSkills UK Skills Development Hub.



2

Once added to the platform, you will...





Step 1

Receive a Welcome e-mail with information on how to use the Hub

Step 2


Complete your profile using your assigned e-mail address

Step 3

Access all assigned learning pathways via your dashboard

Step 4

Download a certificate of completion





Mindset Masterclasses



Developing Skills
Excellence – Level 2




Technical Skills
Masterclass



Productivity Skills



Professional Development
Resources



Dashboard

Once your registration is approved, you will receive further guidance on how to access your Dashboard where you can find the available learning pathways.

3



Each learning pathway is divided into modules with a selection of interactive skills resources...

We have developed a suite of skills development resources to support students and apprentices.

Our materials are fun, interactive and bitesize learning materials to help you develop to the highest capability whilst you are studying.



Each module is composed of the following resources:

Learning objectives set in each module

Videos showcasing selected skills demonstrated by experts

Animations with insights on specific topics

Quizzes, challenges and assessments with instant feedback

Stretch activities on future, digital trends & introducing global standards of vocational performance

Downloadable resources to use in the classroom or virtual learning environment

Feedback forms to share your insights and suggestions

Certificates of completion to celebrate success

Lesson 1 of 5

Lesson 1: Introduction to goal setting and self-reward



Lesson 1 of 5

Lesson 1: Causes of paint defects

Automotive Refinishing


Paint defects: causes, identification and correction



Modules

Enjoy the selection of interactive resources by completing a relevant module.

Help



How can we help?

I am a Learner

I am a Purchaser

I am a Learning
Administrator

I am using Enable
Audit

You can find out more about how to use the platform by clicking on the Help icon.



Have a Question? Contact Us At:

www.worldskillsuk.org/contact-us/