




Inclusive Skills: Hairdressing

Contents

Pre self-assessment.....	1
Mood Board	2
Web sites:.....	3
To do prior to competition	3
Long hair competition.....	4
Skills used within the competition.....	5
Final self-assessment	5


Pre self-assessment

AC	Skill	I can do it 	I am working on it 	I do not know how to do it 
1	Develop a mood board of the long hair look chosen for the competition			
2	Add pictures to your mood board of hair accessories			
3	State what tools and equipment will be used			
4	Describe what products will be used to create the finished look			
5	Describe what pins, clips or bands will be needed to create the look			
6	Prepare work area and floor stand			
7	Prepare products, tools and equipment			
8	Ensure all your products, tools and equipment are ready to use			
9	Brush and smooth hair correctly			

10	Client/model care			
----	-------------------	--	--	--

Mood Board

Mood board, ideas for competition looks on a mannequin head





Google competition looks on a mannequin head or review www.aht-uk.com



Web sites:

https://www.google.co.uk/search?q=competition+long+hair+looks+on+a+mannequin+head+images&safe=strict&source=lnms&tbn=isch&sa=X&ved=0ahUKEwistdr59OPYAhVkgGSAKHYPBDWgQ_AUICigB&biw=1024&bih=651

https://www.google.co.uk/search?q=blackpool+winter+gardens+competition+looks+on+a+mannequin+head&safe=strict&source=lnms&tbn=isch&sa=X&ved=0ahUKEwjf67SD9uPYAhWIAcAKHSJPDNUQ_AUICigB&biw=1024&bih=651

To do prior to competition:

- Students to develop a mood board of the long hair look chosen for the competition
- State what tools and equipment will be used
- Describe what products will be used to create the finished look
- Describe what pins, clips or bands will be needed to create the look

- Add pictures to your mood board of hair accessories






Long hair competition:

- Prepare work area and floor stand
- Prepare products, tools and equipment
- Organise, pins, bands and any hair accessories that you will be using
- Remove an rollers from the mannequin head
- Brush out the mannequin head with a brush
- Ensure all your products, tools and equipment are ready to use
- Commence competition

Skills used within the competition:

- Dexterity skills
- Time management
- Creatively
- Problem solving
- Resilience
- Organisation

Final self-assessment

AC	Skill	I can do it 	I am working on it 	I do not know how to do it 
1	Develop a mood board of the long hair look chosen for the competition			
2	Add pictures to your mood board of hair accessories			
3	State what tools and equipment will be used			
4	Describe what products will be used to create the finished look			
5	Describe what pins, clips or bands will be needed to create the look			
6	Prepare work area and floor stand			
7	Prepare products, tools and equipment			



8	Ensure all your products, tools and equipment are ready to use			
9	Brush and smooth hair correctly			
10	Client/model care			